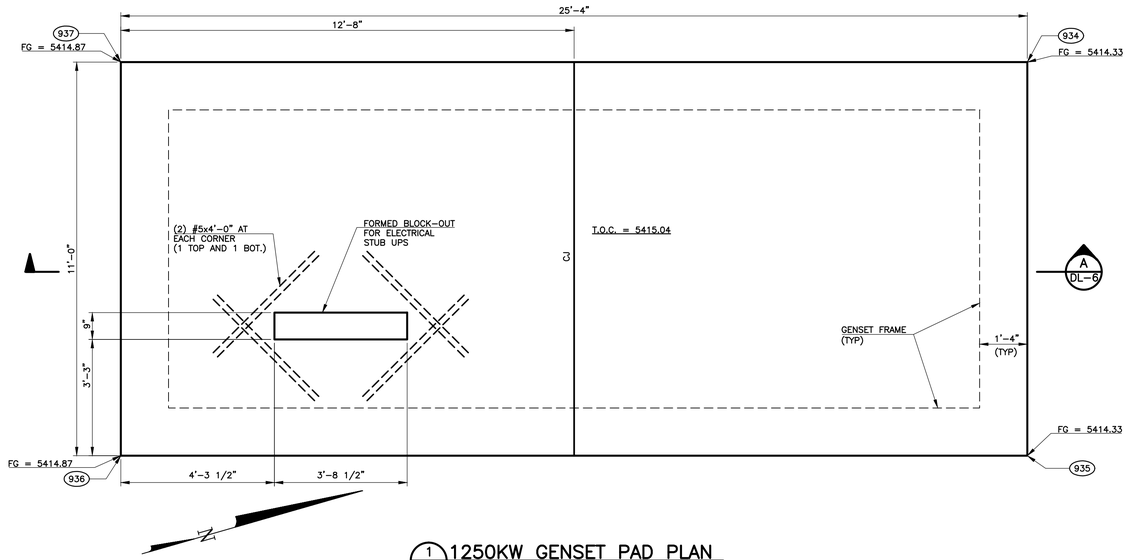

1 DL-6 1250KW GENSET PAD PLAN
SCALE: 1/2" = 1'-0"

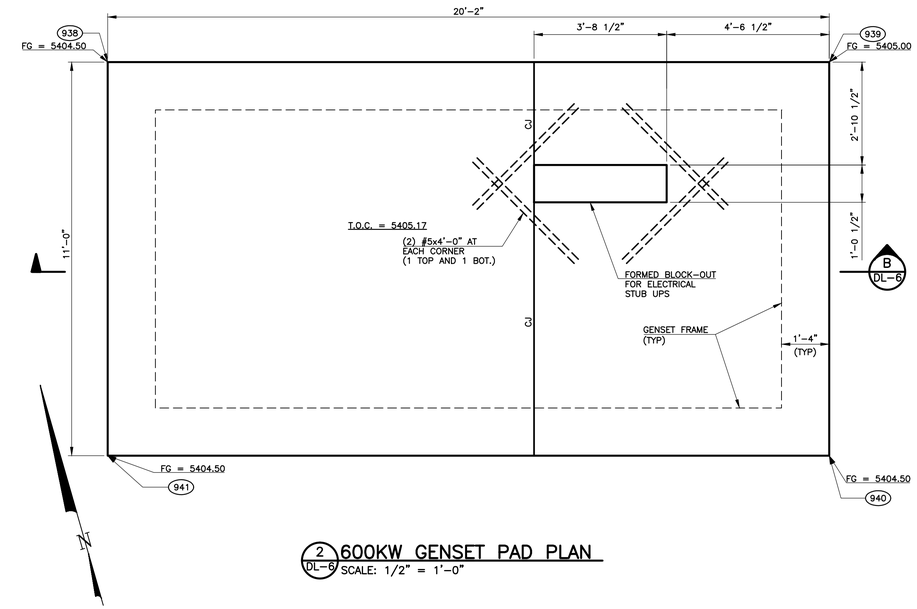

2 DL-6 600KW GENSET PAD PLAN
SCALE: 1/2" = 1'-0"

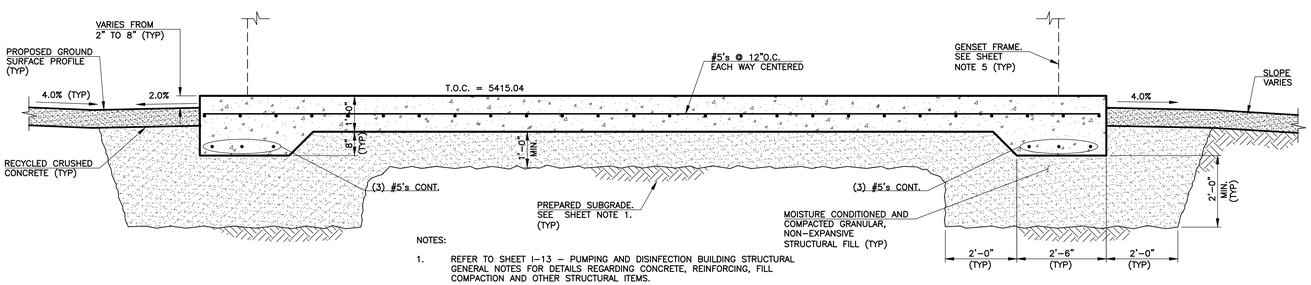

NOTES:

1. REFER TO SHEET I-13 – PUMPING AND DISINFECTION BUILDING STRUCTURAL GENERAL NOTES FOR DETAILS REGARDING CONCRETE, REINFORCING, FILL COMPACTION AND OTHER STRUCTURAL ITEMS.

A DL-6 1250KW GENSET PAD SECTION
SCALE: 1/2" = 1'-0"

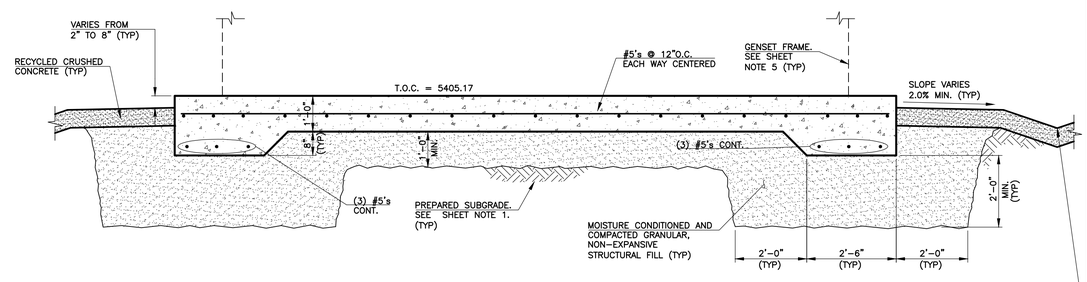

1 PD-10 PROPOSED GROUND SURFACE PROFILE. SEE PUMPING AND DISINFECTION BUILDING DETAILED SITE (TYP)

B DL-6 600KW GENSET PAD SECTION
SCALE: 1/2" = 1'-0"

SHEET NOTES:

1. MOISTURE CONDITION AND COMPACT SUBGRADE, NATIVE SOIL TO A DEPTH OF 12-INCHES BELOW SELECT NON-EXPANSIVE MATERIAL SHOWN. COMPACT TO 95% OF MAXIMUM STANDARD PROCTOR DENSITY AT NO LESS THAN OPTIMUM MOISTURE CONTENT.
2. REFER TO ELECTRICAL DRAWINGS FOR UNDERGROUND CONDUIT REQUIREMENTS.
3. REFER TO SHEET I-13 – PUMPING AND DISINFECTION BUILDING STRUCTURAL GENERAL NOTES FOR DETAILS REGARDING CONCRETE, REINFORCING, FILL COMPACTION AND OTHER STRUCTURAL ITEMS.
4. CJ = CONSTRUCTION JOINT. SAW CUT OR TOOL 2-INCHES DEEP AND INSTALL SEALANT, SIKAFLEX 1A OR EQUAL.
5. MOUNT GENSET UNIT TO CONCRETE PAD IN ACCORDANCE WITH THE MANUFACTURER'S RECOMMENDATION. PROVIDE COAL TAR EPOXY COATING SYSTEM ON ALL TANK AND FRAME MEMBERS THAT WILL BE IN CONTACT WITH THE CONCRETE PADS.

REVISIONS

NO. 1	DATE	DESCRIPTION
1	05/21/2012	ISSUED FOR CONSTRUCTION PER PPRBD BLDG PERMIT #98993 (PUMP AND DSINFECTION BLDG)
2	06/21/2012	ISSUED FOR BUILDING PERMIT SUBMITTAL TO PPRBD (BLOWER BUILDING)
3	06/29/2012	ISSUED FOR BUILDING PERMIT SUBMITTAL TO PPRBD (OPERATIONS BUILDING)
4	08/15/2012	ISSUED FOR CONSTRUCTION PER PPRBD BUILDING PERMIT #135220 (OPERATIONS BLDG)

THIS DRAWING IS THE PROPERTY OF GMS, INC., AND IS NOT TO BE RE-PRODUCED, MODIFIED OR USED FOR ANY OTHER PROJECT OR EXTENSION OF THIS PROJECT EXCEPT BY AGREEMENT WITH THIS COMPANY.

© 2012 GMS, INC.

XREF FILENAME: G:\
BASE DWG: G:\
PLOT STYLE FILE: 1050C.CTB
FILENAME: G:\LFMSD01\20166\510\DL6\DL6.DWG

DETAILS

HAROLD D. THOMPSON REGIONAL WATER RECLAMATION FACILITY
LOWER FOUNTAIN METROPOLITAN SEWAGE DISPOSAL DISTRICT

DRAWN SKC
DESIGNED MAM/MG
CHECKED RJS
DATE 2012
PROJECT NO. 20166.510
GMS FILE NO. 2599

GMS, INC.
CONSULTING ENGINEERS
611 N. WEBER, SUITE 300
COLORADO SPRINGS, COLORADO 80903

SHEET DL-6 OF –

G:\LFMSD\D20166\510\DL6\DL6.dwg DL6, 8/15/2012 4:06:29 PM, sc, DWG To PDF.pc3, 1:1