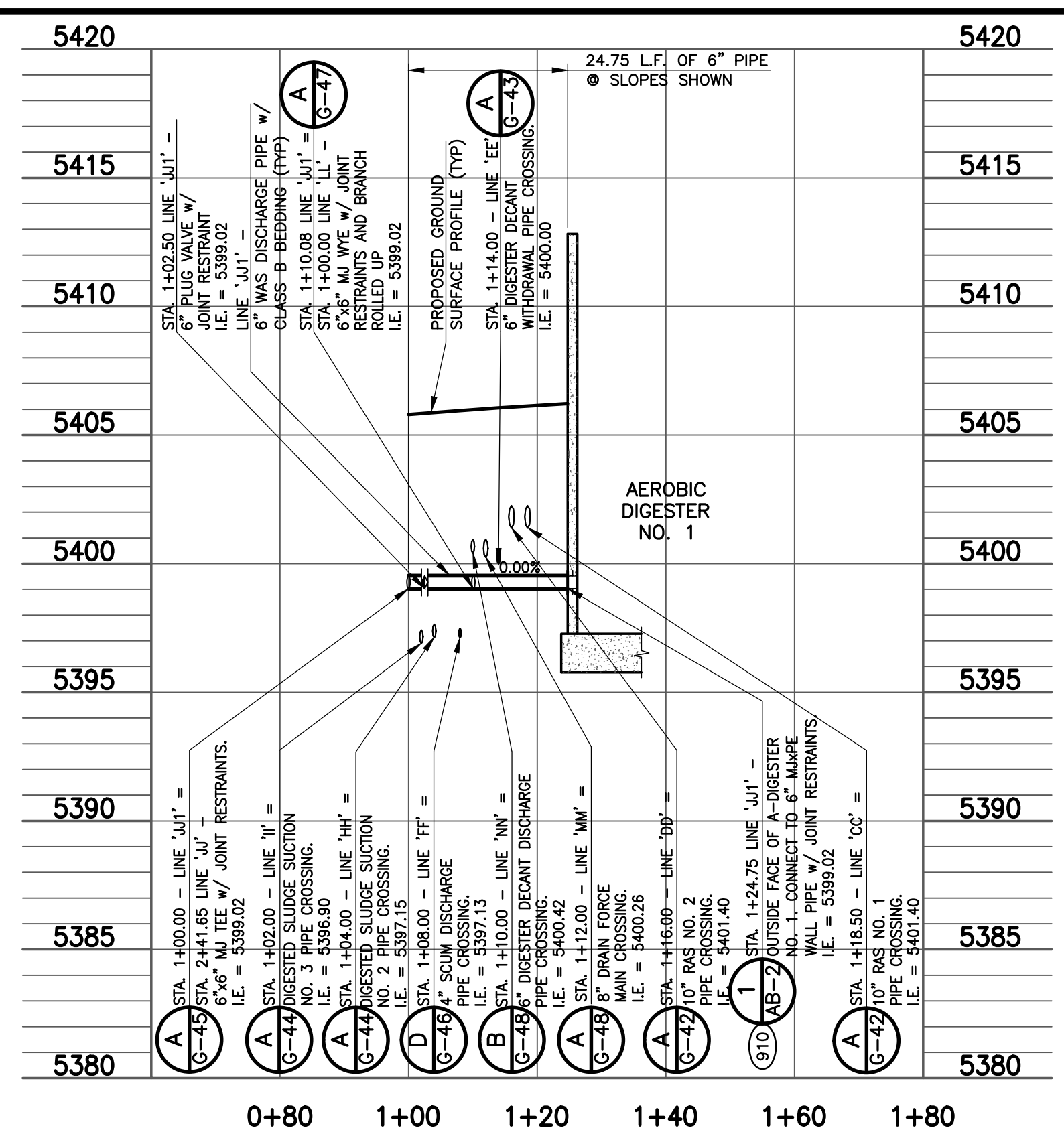
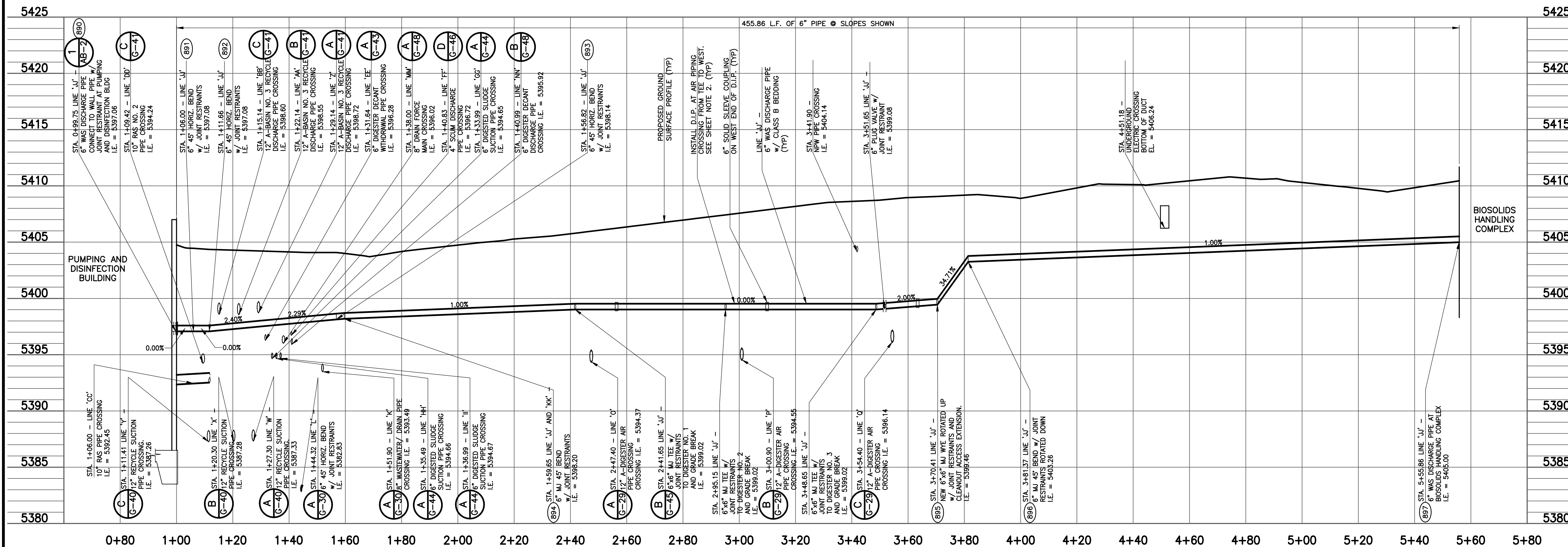


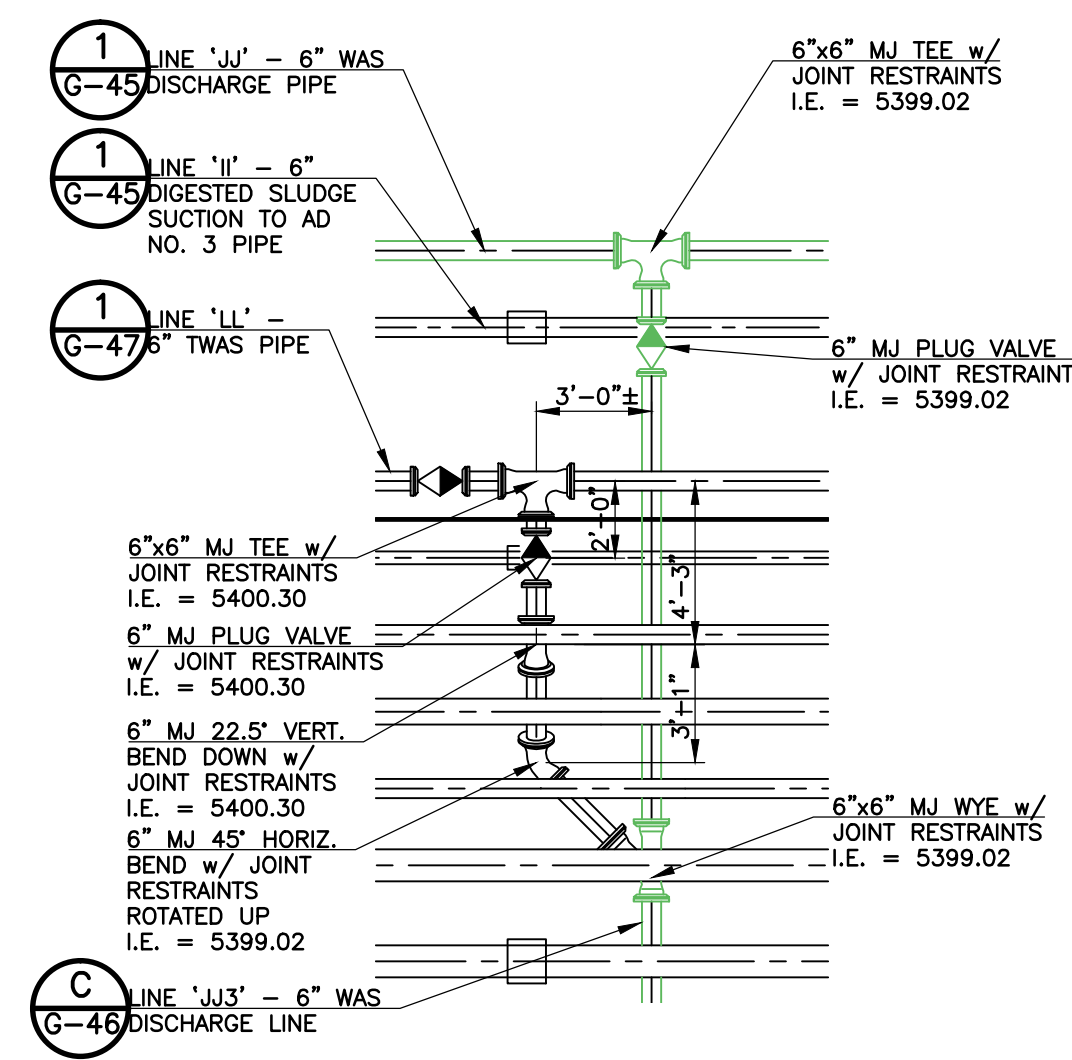
**1** LINE 'JJ' - WAS DISCHARGE PIPE PLAN  
**1** LINE 'KK' - DIGESTED SLUDGE DISCHARGE PIPE PLAN  
 SCALE: 1" = 20'



**B** LINE 'JJ1' - WAS DISCHARGE PIPE PROFILE  
 SCALE: HORIZ. 1" = 20'; VERT. 1" = 5'



**A** LINE 'JJ' - WAS DISCHARGE PIPE PROFILE  
 SCALE: HORIZ. 1" = 20'; VERT. 1" = 5'



**2** JJ2 WAS TO TWAS CONNECTION  
 SCALE: 1" = 5'

- SHEET NOTES:**
- VALVE OPERATOR EXTENSIONS REQUIRED ON ALL VALVE OPERATING NUTS MORE THAN 4- FEET BELOW FINISHED SURFACE.
  - D.I.P. INSTALLED AT AIR PIPING CROSSINGS SHALL BE A SINGLE STICK OF CEMENT MORTAR LINED PIPE CENTERED ON THE CROSSING UNLESS OTHERWISE NOTED AS BEING INSTALLED TO AN ADJACENT FITTING. CUT BELL END OFF OF PIPE AND PROVIDE FIELD TOUCH-UP/REPAIR OF CUT END ACCORDING TO SPECIFICATION SECTION 02815 PRIOR TO FINAL INSTALLATION IN COUPLINGS AND/OR ADJACENT FITTINGS.
  - FOR ALL 6" FITTINGS WITH JOINT RESTRAINTS ON WAS DISCHARGE PIPING, RESTRAIN ALL JOINTS ON EACH SIDE OF BEND OR FITTING A MINIMUM LENGTH OF 5 FEET, EXCEPT FROM BRANCH SIDS OF TEES THAT REQUIRE MINIMUM 8 FEET OF RESTRAINED PIPE.
  - ALL WAS DISCHARGE PIPE SHALL BE ASTM D2241 SDR21 PVC EXCEPT FOR THE D.I.P. SHOWN AT AIR PIPE CROSSINGS OR AS OTHERWISE NOTED.

REVISIONS		
NO.	DATE	DESCRIPTION
1	07/31/2012	ISSUED FOR CONSTRUCTION

THIS DRAWING IS THE PROPERTY OF GMS, INC., AND IS NOT TO BE REPRODUCED, MODIFIED OR USED FOR ANY OTHER PROJECT OR EXTENSION OF THIS PROJECT EXCEPT BY AGREEMENT WITH THIS COMPANY.

**LINE 'JJ' - WAS DISCHARGE PIPE PLAN AND PROFILE**  
**LINE 'KK' - DIGESTED SLUDGE DISCHARGE PIPE PLAN**  
 HAROLD D. THOMPSON REGIONAL WATER RECLAMATION FACILITY  
 LOWER FOUNTAIN METROPOLITAN SEWAGE DISPOSAL DISTRICT

DRAWN	SKC
DESIGNED	MAM
CHECKED	RJS
DATE	2012
PROJECT NO.	20166.325
GMS FILE NO.	2599

**GMS, INC.**  
 CONSULTING ENGINEERS  
 611 N. WEBER, SUITE 300  
 COLORADO SPRINGS, COLORADO 80903

SHEET **G-45** OF **1**