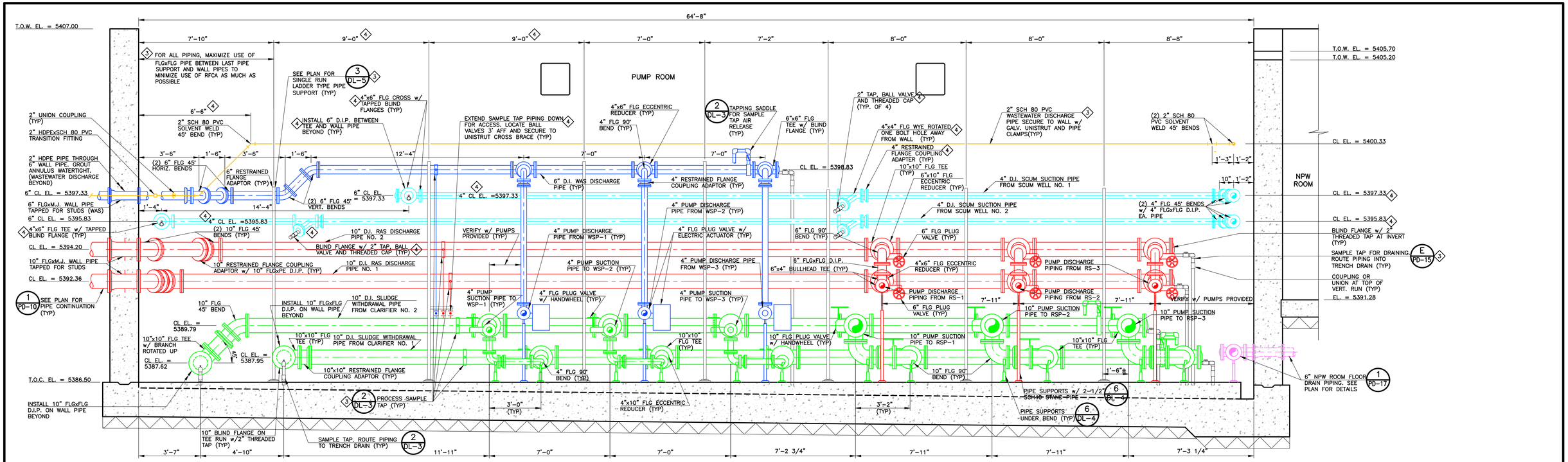

A PD-14 NORTH WALL PROCESS PIPING SECTION
SCALE: 3/8" = 1'-0"

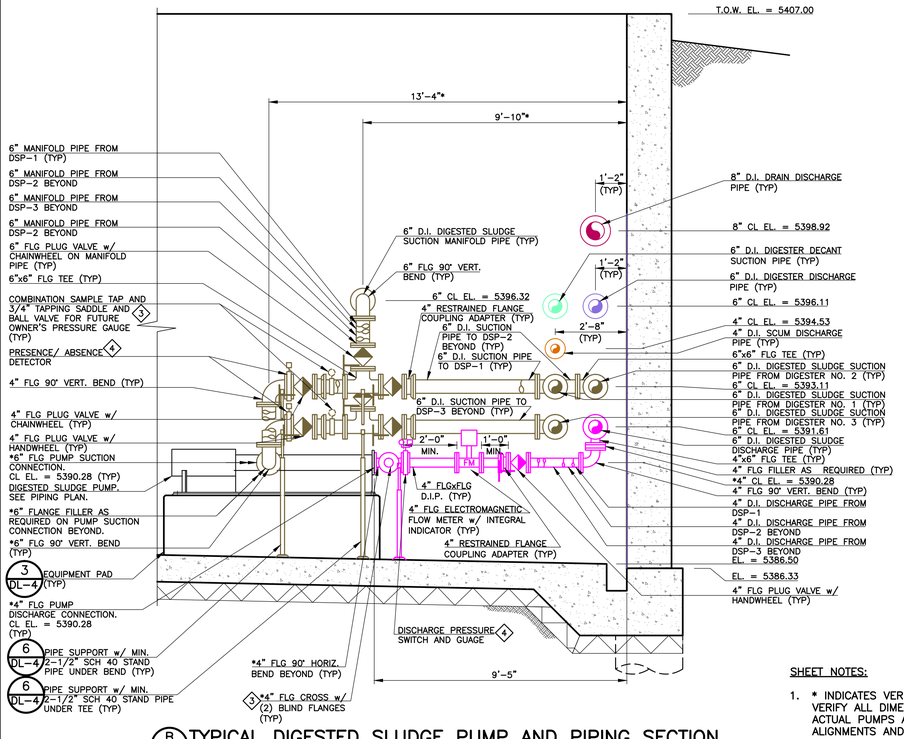

B PD-14 TYPICAL DIGESTED SLUDGE PUMP AND PIPING SECTION
SCALE: 3/8" = 1'-0"

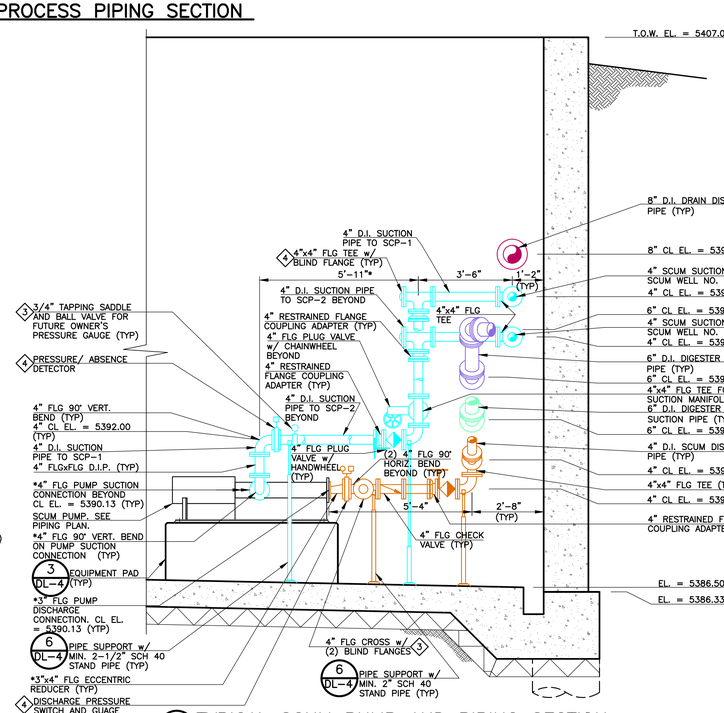

C PD-14 TYPICAL SCUM PUMP AND PIPING SECTION
SCALE: 3/8" = 1'-0"

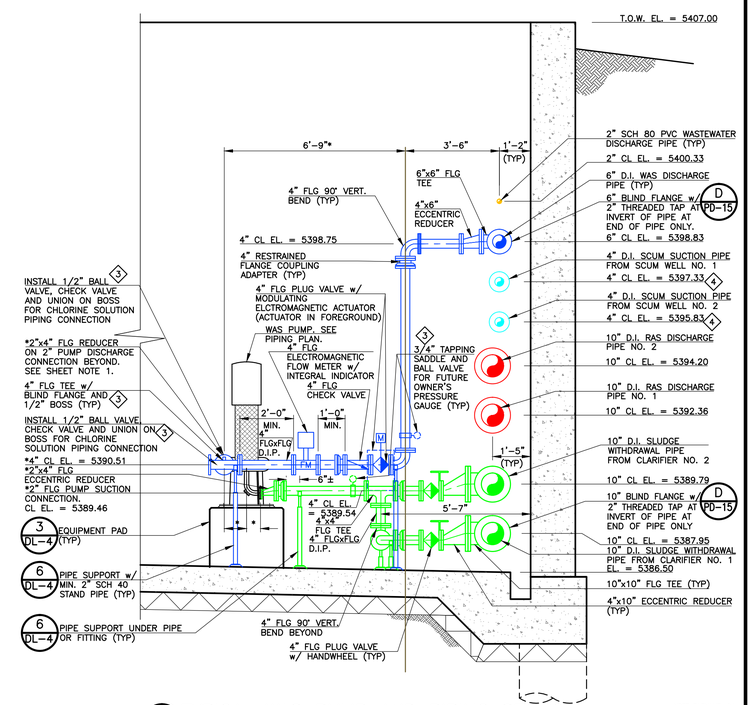

D PD-14 TYPICAL WAS PUMP AND PIPING SECTION
SCALE: 3/8" = 1'-0"

SHEET NOTES:

1. * INDICATES VERIFICATION REQUIRED. PRIOR TO CONSTRUCTION, VERIFY ALL DIMENSIONS AND ELEVATIONS RELATIVE TO THE ACTUAL PUMPS AND EQUIPMENT PROVIDED TO ENSURE PROPER ALIGNMENTS AND INSTALLATION CONDITIONS.
2. ALL FLOOR TYPE PIPE SUPPORTS SHALL BE PROVIDED AS HOT DIP GALVANIZED.
3. CONTRACTOR MAY MAKE MINOR ADJUSTMENTS TO THE LOCATIONS OF THE PIPE SUPPORTS SHOWN TO ACCOMMODATE INSTALLATION CONDITIONS.
4. SEE PIPING PLAN FOR PIPE COLOR LEGEND.

REVISIONS

NO. 1	DATE	DESCRIPTION
1	12/02/2011	ISSUED FOR VALUE ENGINEERING COMMENTS
2	01/06/2012	ISSUED FOR VALUE ENGINEERING
3	01/25/2012	ISSUED FOR PD BUILDING VALUE ENGINEERING REVIEW AND COMMENTS
4	04/18/2012	ISSUED FOR BUILDING PERMIT SUBMITTAL TO PPRBD (PUMPING AND DISINFECTION BLDG)
5	05/21/2012	ISSUED FOR CONSTRUCTION PER PPRBD BLDG PERMIT #28993 (PUMP AND DISINFECTION BLDG)

THIS DRAWING IS THE PROPERTY OF GMS, INC., AND IS NOT TO BE RE-PRODUCED, MODIFIED OR USED FOR ANY OTHER PROJECT OR EXTENSION OF THIS PROJECT EXCEPT BY AGREEMENT WITH THIS COMPANY.

© 2011 GMS, INC.

PROCESS PIPING SECTIONS

HAROLD D. THOMPSON REGIONAL WATER RECLAMATION FACILITY
LOWER FOUNTAIN METROPOLITAN SEWAGE DISPOSAL DISTRICT

DRAWN SKC
DESIGNED MAM
CHECKED RJS
DATE 2011
PROJECT NO. 20166.372
GMS FILE NO. 2599

GMS, INC.
CONSULTING ENGINEERS
611 N. WEBER, SUITE 300
COLORADO SPRINGS, COLORADO 80903

SHEET PD-14 OF —

XREF FILENAME: G:\
BASE DWG: G:\
PLOT STYLE FILE: 1050C_PROCESSPIPING.CTB
FILENAME: G:\LFMSDD\20166\372\PD14\PD14.DWG

G:\LFMSDD\20166\372\PD14\PD14.dwg, PD14, 5/21/2012 3:38:28 PM, sc, DWG To PDF.pc3, 1:1